



SUPPORT CLASS RESULTS

AUSTRALIAN SUPERSPORT CHAMPIONSHIP

Race 1

Date: 23/02/19
 Event: R01
 Weather: Partly cloudy - Temp: 18.2C
 Track: Dry - Temp: 22.0C

Started at: 08:56:29
 Laps: 9
 Starters: 23
 Printed at: 9:16

PROVISIONAL CLASSIFICATION

Pos	No	Gr	Name	Machine	Laps	Race Time	Behind	Fastest Lap	On Lap	Top Speed
1	7	A	Tom TOPARIS (NSW) / Lead Ganter Constr. / Nutrition / Landbridge T-port	Yamaha YZF-R6	9	14:32.360		1:35.406	3	257
2	27	A	Nic LIMINTON (SA) / Yamaha Motor Australia / RBS / Maxima Oils	Yamaha YZF-R6	9	14:37.855	5.495	1:36.335	2	262
3	50	A	Callum SPRIGGS (QLD) / Allsite Concrete Cutting	Yamaha YZF-R6	9	14:40.146	7.786	1:36.737	2	258
4	68		Oliver BAYLISS (QLD) / Cube Racing	Yamaha YZF-R6	9	14:40.149	7.789	1:36.579	7	263
5	17	A	Broc PEARSON (QLD) / City2surf Locksmiths	Yamaha YZF-R6	9	14:41.109	8.749	1:36.641	9	265
6	85	A	Ty LYNCH (SA) / Russell Phillipsp M-sports / Adelaide M-cycle Centre	Yamaha YZF-R6	9	14:42.032	9.672	1:36.491	3	263
7	46	B	Aidan HAYES (NSW) / Hayes Johnston Pty Ltd / Hayes Electrical YRD	Yamaha YZF-R6	9	14:42.052	9.692	1:36.839	7	269
8	42	B	Jack PASSFIELD (NSW) / Stay Upright Rider Training / Pirelli	Yamaha YZF-R6	9	14:42.229	9.869	1:36.824	6	269
9	54	A	Samuel LAMBERT (NT) / MV Agusta Parramatta	MV Agusta F3	9	14:47.733	15.373	1:37.139	3	267
10	33	C	Reid BATTYE (NSW) / Suzuki Ecstar Australia	Suzuki GSX-R	9	14:50.723	18.363	1:37.868	3	260
11	32	A	Dylan WHITESIDE (VIC) / YRD / The Grinning Edge / Aussie Crane Trucks	Yamaha YZF-R6	9	14:56.498	24.138	1:38.179	5	267
12	39	A	Scott NICHOLSON (VIC) / Traction Control Motorsport	Suzuki GSX-R	9	15:01.725	29.365	1:39.083	3	262
13	61	A	Rhys BELLING (VIC) / LXI Racing / YRD / The Grinning Egde / Arai Helmets	Yamaha YZF-R6	9	15:01.727	29.367	1:38.587	3	264
14	82	A	Chris QUINN (NSW) / Coopers Dry / The Channon Tavern	Yamaha YZF-R6	9	15:01.965	29.605	1:38.899	5	263
15	96	A	Luke MITCHELL (NSW)	Yamaha YZF-R6	9	15:11.439	39.079	1:39.835	9	260
16	31	C	John QUINN (VIC) / Aark Suspension & Tuning / SC Project Oceanic	Triumph Daytona	9	15:11.466	39.106	1:39.834	4	266
17	88	A	Luke SANDERS (VIC) / Nevermind Adventure Tours	Yamaha YZF-R6	9	15:24.352	51.992	1:41.235	9	260
18	555	C	Andrew EDSER (NSW) / Raceart Design / Kawasaki Connection	Kawasaki ZX6R	9	15:24.517	52.157	1:40.666	7	259
19	69		Matt CRANMER (VIC)	Honda CBR-RR	9	15:24.797	52.437	1:40.459	9	250
20	21	B	Daniel LEONARD (VIC) / Smiths Trucks Group / Ord's Motorcycles	Yamaha YZF-R6	9	15:32.826	1:00.466	1:41.769	6	255
21	55	C	Oscar DAVISON (QLD)	Yamaha YZF-R6	9	15:54.331	1:21.971	1:44.703	7	258
22	26	B	Glenn NANKERVIS (VIC) / Taralgon 4WD / Nankervis Motorsport	Yamaha YZF-R6	8	14:33.662	1 Lap	1:47.322	4	231
DNF	86	A	Dallas SKEER (SA) / Ron Angelo Classic Racing / Penrite / Stefs Transport	Suzuki GSX-R	7	11:45.499	2 Laps	1:39.224	4	261

Fastest Lap was 1:35.406 by Tom TOPARIS (NSW)

Current race lap record for SS class - 1:35.200 by Bryan STARING (VIC) on a Yamaha YZF R6 set on 17/10/09

*** RACE REDUCED FROM SCHEDULED 10 LAPS TO 9 LAPS DUE TO EXTRA WARM UP LAP REQUIRED ***

The results are provisional until the end of the time limit for protests and appeals.


 Chief Time Keeper - Scott Laing



 Clerk of Course - Tom Williams



Computime Race Timing Systems Pty Ltd © 1996
 Licensed to Computime Race Timing Systems

COMPUTIME RACE TIMING SYSTEMS PTY LTD
www.computime.com.au

E-mail: scott@computime.com.au / Ph: 0418 17 13 17





SUPPORT CLASS RESULTS

AUSTRALIAN SUPERSPORT CHAMPIONSHIP

Date: 23/02/19
 Event: R01
 Weather: Partly cloudy - Temp: 18.2C
 Track: Dry - Temp: 22.0C

Race 1

Started at: 08:56:29
 Laps: 9
 Starters: 23
 Printed at: 9:16


PROVISIONAL LAP TIMES

No	Name	Lap 1	Lap 2	Lap 3	Lap 4	Lap 5	Lap 6	Lap 7	Lap 8	Lap 9
7	Tom TOPARIS (NSW)	1:41.408	1:35.522	1:35.406	1:35.884	1:36.078	1:36.620	1:36.821	1:36.768	1:37.853
17	Broc PEARSON (QLD)	1:44.776	1:37.115	1:37.193	1:37.480	1:37.130	1:36.826	1:37.120	1:36.828	1:36.641
21	Daniel LEONARD (VIC)	1:52.497	1:43.397	1:42.120	1:41.974	1:41.835	1:41.769	1:42.037	1:43.406	1:43.791
26	Glenn NANKERVIS (VIC)	1:56.309	1:47.397	1:48.199	1:47.322	1:48.400	1:48.878	1:48.204	1:48.953	
27	Nic LIMINTON (SA)	1:43.437	1:36.335	1:36.772	1:36.914	1:37.784	1:36.855	1:36.510	1:36.514	1:36.734
31	John QUINN (VIC)	1:48.518	1:39.846	1:41.978	1:39.834	1:40.427	1:40.141	1:39.840	1:40.474	1:40.408
32	Dylan WHITESIDE (VIC)	1:47.547	1:38.962	1:39.009	1:38.311	1:38.179	1:38.207	1:38.298	1:38.923	1:39.062
33	Reid BATTYE (NSW)	1:45.814	1:37.975	1:37.868	1:38.082	1:38.243	1:38.116	1:38.407	1:38.064	1:38.154
39	Scott NICHOLSON (VIC)	1:47.042	1:39.251	1:39.083	1:39.583	1:39.106	1:39.465	1:39.240	1:39.639	1:39.316
42	Jack PASSFIELD (NSW)	1:44.825	1:37.599	1:37.283	1:36.852	1:37.335	1:36.824	1:37.026	1:37.132	1:37.353
46	Aidan HAYES (NSW)	1:45.112	1:37.272	1:37.285	1:37.446	1:37.170	1:37.014	1:36.839	1:36.940	1:36.974
50	Callum SPRIGGS (QLD)	1:42.941	1:36.737	1:37.188	1:36.846	1:37.546	1:38.036	1:37.064	1:36.859	1:36.929
54	Samuel LAMBERT (NT)	1:46.903	1:38.188	1:37.139	1:37.559	1:37.246	1:37.476	1:37.981	1:37.660	1:37.581
55	Oscar DAVISON (QLD)	1:53.118	1:45.122	1:45.637	1:44.837	1:44.717	1:45.425	1:44.703	1:44.768	1:46.004
61	Rhys BELLING (VIC)	1:47.539	1:39.471	1:38.587	1:39.358	1:39.039	1:39.491	1:39.301	1:39.711	1:39.230
68	Oliver BAYLISS (QLD)	1:42.439	1:37.183	1:37.089	1:36.925	1:37.600	1:37.031	1:36.579	1:38.185	1:37.118
69	Matt CRANMER (VIC)	1:52.174	1:42.712	1:42.246	1:41.456	1:41.545	1:41.364	1:41.558	1:41.283	1:40.459
82	Chris QUINN (NSW)	1:48.046	1:39.464	1:38.930	1:39.138	1:38.899	1:39.264	1:39.475	1:39.183	1:39.566
85	Ty LYNCH (SA)	1:44.166	1:36.640	1:36.491	1:36.961	1:37.455	1:37.677	1:38.126	1:37.313	1:37.203
86	Dallas SKEER (SA)	1:46.582	1:39.264	1:39.519	1:39.224	1:39.350	1:39.443	1:42.117		
88	Luke SANDERS (VIC)	1:52.396	1:41.709	1:41.553	1:41.840	1:41.544	1:41.271	1:41.327	1:41.477	1:41.235
96	Luke MITCHELL (NSW)	1:49.882	1:40.392	1:40.058	1:40.407	1:40.472	1:40.237	1:39.902	1:40.254	1:39.835
555	Andrew EDSER (NSW)	1:51.053	1:43.182	1:42.756	1:42.219	1:41.383	1:40.905	1:40.666	1:41.029	1:41.324

*** RACE REDUCED FROM SCHEDULED 10 LAPS to 9 LAPS DUE TO EXTRA WARM UP LAP REQUIRED ***

The results are provisional until the end of the time limit for protests and appeals.


 Chief Time Keeper - Scott Laing



 Clerk of Course - Tom Williams



Computime Race Timing Systems Pty Ltd © 1996
 Licensed to Computime Race Timing Systems

COMPUTIME RACE TIMING SYSTEMS PTY LTD
www.computime.com.au

E-mail: scott@computime.com.au / Ph: 0418 17 13 17





SUPPORT CLASS RESULTS

AUSTRALIAN SUPERSPORT CHAMPIONSHIP

Race 1

Date: 23/02/19
Event: R01
Weather: Partly cloudy - Temp: 18.2C
Track: Dry - Temp: 22.0C

Started at: 08:56:29
Laps: 9
Starters: 23
Printed at: 9:16

PROVISIONAL SPLIT TIMES

Lap	Split 1	Split 2	Split 3	Split 4	Lap Time	Spd	Lap	Split 1	Split 2	Split 3	Split 4	Lap Time	Spd
7 Tom TOPARIS (NSW) (1st)							27 Nic LIMINTON (SA) (2nd)						
1	28.773	27.843	18.135	26.657	1:41.408	195	1	29.969	28.428	18.184	26.856	1:43.437	192
2	22.895	27.717	18.058	26.852	1:35.522	257	2	23.135	28.190	18.059	26.951	1:36.335	255
3	22.935	27.576	18.191	26.704	1:35.406	256	3	23.250	28.249	18.199	27.074	1:36.772	262
4	22.898	27.777	18.334	26.875	1:35.884	257	4	23.136	28.397	18.210	27.171	1:36.914	255
5	23.039	27.756	18.292	26.991	1:36.078	256	5	23.580	28.588	18.316	27.300	1:37.784	255
6	23.087	28.029	18.490	27.014	1:36.620	256	6	23.244	28.078	18.361	27.172	1:36.855	249
7	23.222	27.899	18.591	27.109	1:36.821	256	7	23.135	27.993	18.317	27.065	1:36.510	255
8	23.201	27.940	18.570	27.057	1:36.768	256	8	23.054	28.121	18.293	27.046	1:36.514	254
9	23.306	28.353	18.514	27.680	1:37.853	256	9	23.124	28.157	18.265	27.188	1:36.734	254
17 Broc PEARSON (QLD) (5th)							31 John QUINN (VIC) (16th)						
1	29.886	29.203	18.501	27.186	1:44.776	200	1	31.729	29.873	19.233	27.683	1:48.518	216
2	23.242	28.143	18.456	27.274	1:37.115	264	2	24.071	29.196	19.027	27.552	1:39.846	266
3	23.203	28.260	18.551	27.179	1:37.193	264	3	24.253	29.371	18.915	29.439	1:41.978	265
4	23.362	28.236	18.582	27.300	1:37.480	262	4	23.842	29.130	19.024	27.838	1:39.834	262
5	23.381	28.142	18.523	27.084	1:37.130	255	5	23.970	29.366	19.311	27.780	1:40.427	258
6	23.280	28.040	18.474	27.032	1:36.826	263	6	24.114	29.258	19.113	27.656	1:40.141	257
7	23.146	28.309	18.467	27.198	1:37.120	264	7	23.976	29.357	18.982	27.525	1:39.840	258
8	23.157	28.125	18.478	27.068	1:36.828	265	8	24.240	29.470	19.205	27.559	1:40.474	258
9	23.225	28.026	18.316	27.074	1:36.641	263	9	24.044	29.388	19.054	27.922	1:40.408	256
21 Daniel LEONARD (VIC) (20th)							32 Dylan WHITESIDE (VIC) (11th)						
1	32.992	31.226	19.669	28.610	1:52.497	202	1	31.236	29.847	18.928	27.536	1:47.547	205
2	24.812	30.517	19.496	28.572	1:43.397	248	2	23.585	29.284	18.689	27.404	1:38.962	265
3	24.643	29.892	19.368	28.217	1:42.120	253	3	23.407	29.136	18.840	27.626	1:39.009	267
4	24.639	29.965	19.314	28.056	1:41.974	254	4	23.760	28.402	18.818	27.331	1:38.311	265
5	24.303	29.881	19.290	28.361	1:41.835	255	5	23.618	28.481	18.806	27.274	1:38.179	258
6	24.610	29.529	19.271	28.359	1:41.769	252	6	23.534	28.697	18.714	27.262	1:38.207	258
7	24.552	29.705	19.242	28.538	1:42.037	252	7	23.460	28.547	18.736	27.555	1:38.298	257
8	24.738	30.304	19.622	28.742	1:43.406	249	8	23.847	28.837	18.702	27.537	1:38.923	257
9	25.260	30.362	19.518	28.651	1:43.791	243	9	23.877	28.715	18.825	27.645	1:39.062	254
26 Glenn NANKERVIS (VIC) (22th)							33 Reid BATTYE (NSW) (10th)						
1	34.688	31.562	20.185	29.874	1:56.309	194	1	30.263	29.643	18.595	27.313	1:45.814	193
2	26.014	31.304	20.421	29.658	1:47.397	231	2	23.416	28.471	18.690	27.398	1:37.975	260
3	25.935	31.950	20.541	29.773	1:48.199	230	3	23.386	28.400	18.683	27.399	1:37.868	257
4	25.878	31.174	20.463	29.807	1:47.322	229	4	23.577	28.403	18.703	27.399	1:38.082	256
5	26.127	31.973	20.626	29.674	1:48.400	228	5	23.628	28.431	18.749	27.435	1:38.243	248
6	26.312	32.346	20.566	29.654	1:48.878	228	6	23.555	28.403	18.749	27.409	1:38.116	256
7	26.044	31.786	20.520	29.854	1:48.204	228	7	23.471	28.537	18.747	27.652	1:38.407	256
8	26.431	31.553	20.455	30.514	1:48.953	226	8	23.560	28.367	18.696	27.441	1:38.064	254
							9	23.506	28.399	18.693	27.556	1:38.154	255

Scott Laing
Chief Time Keeper - Scott Laing

Tom Williams
Clerk of Course - Tom Williams



Computime Race Timing Systems Pty Ltd © 1996
Licensed to Computime Race Timing Systems

COMPUTIME RACE TIMING SYSTEMS PTY LTD

www.computime.com.au

E-mail: scott@computime.com.au / Ph: 0418 17 13 17





SUPPORT CLASS RESULTS

AUSTRALIAN SUPERSPORT CHAMPIONSHIP

Race 1

Date: 23/02/19
 Event: R01
 Weather: Partly cloudy - Temp: 18.2C
 Track: Dry - Temp: 22.0C

Started at: 08:56:29
 Laps: 9
 Starters: 23
 Printed at: 9:16

PROVISIONAL SPLIT TIMES

Lap	Split 1	Split 2	Split 3	Split 4	Lap Time	Spd	Lap	Split 1	Split 2	Split 3	Split 4	Lap Time	Spd
39 Scott NICHOLSON (VIC) (12th)							54 Samuel LAMBERT (NT) (9th)						
1	31.063	29.653	18.907	27.419	1:47.042	208	1	30.911	29.635	18.651	27.706	1:46.903	201
2	23.692	29.123	18.952	27.484	1:39.251	262	2	23.662	28.715	18.467	27.344	1:38.188	267
3	23.473	29.066	18.852	27.692	1:39.083	262	3	23.038	28.371	18.452	27.278	1:37.139	260
4	24.032	29.388	18.933	27.230	1:39.583	257	4	23.419	28.491	18.383	27.266	1:37.559	264
5	23.636	29.173	18.749	27.548	1:39.106	258	5	23.188	28.415	18.398	27.245	1:37.246	258
6	24.070	29.040	18.844	27.511	1:39.465	260	6	23.236	28.411	18.509	27.320	1:37.476	260
7	24.070	28.919	18.878	27.373	1:39.240	259	7	23.265	28.800	18.531	27.385	1:37.981	259
8	23.833	28.976	19.253	27.577	1:39.639	255	8	23.317	28.577	18.508	27.258	1:37.660	258
9	23.753	28.996	18.977	27.590	1:39.316	258	9	23.159	28.585	18.486	27.351	1:37.581	258
42 Jack PASSFIELD (NSW) (8th)							55 Oscar DAVISON (QLD) (21th)						
1	29.959	29.295	18.583	26.988	1:44.825	203	1	32.890	30.728	19.949	29.551	1:53.118	211
2	23.308	28.760	18.484	27.047	1:37.599	267	2	25.431	30.737	19.924	29.030	1:45.122	258
3	23.249	28.333	18.675	27.026	1:37.283	265	3	25.447	30.558	20.500	29.132	1:45.637	254
4	23.238	28.235	18.463	26.916	1:36.852	262	4	25.335	30.483	20.149	28.870	1:44.837	249
5	23.554	28.378	18.506	26.897	1:37.335	254	5	25.430	30.386	20.008	28.893	1:44.717	250
6	23.256	28.366	18.432	26.770	1:36.824	269	6	25.402	30.453	20.047	29.523	1:45.425	251
7	23.120	28.357	18.554	26.995	1:37.026	267	7	25.375	30.247	20.189	28.892	1:44.703	249
8	23.433	28.225	18.463	27.011	1:37.132	269	8	25.201	30.471	19.981	29.115	1:44.768	249
9	23.303	28.877	18.331	26.842	1:37.353	265	9	25.411	30.538	20.129	29.926	1:46.004	248
46 Aidan HAYES (NSW) (7th)							61 Rhys BELLING (VIC) (13th)						
1	30.585	29.027	18.458	27.042	1:45.112	201	1	31.333	29.536	18.962	27.708	1:47.539	205
2	23.248	28.353	18.360	27.311	1:37.272	267	2	24.066	29.016	18.781	27.608	1:39.471	263
3	22.943	28.492	18.645	27.205	1:37.285	265	3	23.716	28.662	18.863	27.346	1:38.587	260
4	23.460	28.356	18.412	27.218	1:37.446	263	4	23.955	29.064	18.889	27.450	1:39.358	264
5	23.164	28.469	18.559	26.978	1:37.170	265	5	23.754	28.694	18.769	27.822	1:39.039	262
6	23.175	28.436	18.343	27.060	1:37.014	263	6	23.919	28.783	18.937	27.852	1:39.491	262
7	23.196	28.115	18.453	27.075	1:36.839	263	7	23.935	28.711	18.958	27.697	1:39.301	264
8	23.197	28.366	18.427	26.950	1:36.940	267	8	24.032	29.203	18.995	27.481	1:39.711	254
9	23.340	28.248	18.377	27.009	1:36.974	269	9	23.797	28.675	19.031	27.727	1:39.230	259
50 Callum SPRIGGS (QLD) (3rd)							68 Oliver BAYLISS (QLD) (4th)						
1	29.445	28.186	18.448	26.862	1:42.941	196	1	29.131	27.972	18.373	26.963	1:42.439	197
2	23.434	27.975	18.367	26.961	1:36.737	254	2	23.190	28.258	18.472	27.263	1:37.183	258
3	23.670	28.313	18.387	26.818	1:37.188	258	3	23.295	28.580	18.184	27.030	1:37.089	258
4	23.320	28.365	18.308	26.853	1:36.846	256	4	23.132	28.368	18.268	27.157	1:36.925	262
5	23.522	28.529	18.367	27.128	1:37.546	255	5	23.282	28.513	18.409	27.396	1:37.600	263
6	24.003	28.384	18.421	27.228	1:38.036	248	6	23.445	28.279	18.332	26.975	1:37.031	249
7	23.575	28.070	18.366	27.053	1:37.064	246	7	23.214	27.996	18.287	27.082	1:36.579	262
8	23.445	27.925	18.585	26.904	1:36.859	249	8	23.019	28.430	18.173	28.563	1:38.185	254
9	23.334	28.017	18.396	27.182	1:36.929	254	9	23.325	28.393	18.466	26.934	1:37.118	257

Scott Laing
 Chief Time Keeper - Scott Laing

Tom Williams
 Clerk of Course - Tom Williams



Computime Race Timing Systems Pty Ltd © 1996
 Licensed to Computime Race Timing Systems

COMPUTIME RACE TIMING SYSTEMS PTY LTD
www.computime.com.au

E-mail: scott@computime.com.au / Ph: 0418 17 13 17





SUPPORT CLASS RESULTS

AUSTRALIAN SUPERSPORT CHAMPIONSHIP

Date: 23/02/19
Event: R01
Weather: Partly cloudy - Temp: 18.2C
Track: Dry - Temp: 22.0C

Race 1

Started at: 08:56:29
Laps: 9
Starters: 23
Printed at: 9:16

PROVISIONAL SPLIT TIMES

Lap	Split 1	Split 2	Split 3	Split 4	Lap Time	Spd	Lap	Split 1	Split 2	Split 3	Split 4	Lap Time	Spd
69 Matt CRANMER (VIC) (19th)							6	23.865	28.728	18.922	27.928	1:39.443	261
1	33.345	30.654	19.574	28.601	1:52.174	200	7	25.082	29.241	19.392	28.402	1:42.117	253
2	25.008	29.786	19.499	28.419	1:42.712	248	88 Luke SANDERS (VIC) (17th)						
3	24.570	29.784	19.436	28.456	1:42.246	248	1	34.629	29.932	19.456	28.379	1:52.396	211
4	24.608	29.279	19.291	28.278	1:41.456	250	2	24.569	29.509	19.150	28.481	1:41.709	260
5	24.400	29.473	19.264	28.408	1:41.545	246	3	24.455	29.343	19.421	28.334	1:41.553	257
6	24.487	29.284	19.394	28.199	1:41.364	243	4	24.617	29.508	19.353	28.362	1:41.840	257
7	24.413	29.598	19.274	28.273	1:41.558	249	5	24.660	29.422	19.265	28.197	1:41.544	254
8	24.352	29.507	19.189	28.235	1:41.283	247	6	24.560	29.112	19.378	28.221	1:41.271	254
9	24.273	29.288	18.940	27.958	1:40.459	245	7	24.521	29.208	19.299	28.299	1:41.327	254
82 Chris QUINN (NSW) (14th)							8	24.642	29.222	19.234	28.379	1:41.477	252
1	31.565	29.803	18.965	27.713	1:48.046	206	9	24.354	29.410	19.290	28.181	1:41.235	254
2	23.876	29.200	18.792	27.596	1:39.464	263	96 Luke MITCHELL (NSW) (15th)						
3	23.773	28.792	18.856	27.509	1:38.930	262	1	32.326	29.885	19.512	28.159	1:49.882	198
4	23.811	28.872	18.917	27.538	1:39.138	263	2	24.268	29.127	19.008	27.989	1:40.392	259
5	23.791	28.882	18.781	27.445	1:38.899	262	3	24.015	28.967	19.139	27.937	1:40.058	259
6	23.829	29.098	18.704	27.633	1:39.264	262	4	24.327	29.195	19.073	27.812	1:40.407	254
7	24.187	29.090	18.709	27.489	1:39.475	260	5	23.914	29.309	19.225	28.024	1:40.472	260
8	23.822	28.763	18.803	27.795	1:39.183	258	6	24.044	29.118	19.020	28.055	1:40.237	258
9	24.198	28.926	18.927	27.515	1:39.566	251	7	23.995	29.046	19.057	27.804	1:39.902	259
85 Ty LYNCH (SA) (6th)							8	24.087	29.009	19.253	27.905	1:40.254	259
1	30.386	28.412	18.395	26.973	1:44.166	197	9	24.144	28.954	18.929	27.808	1:39.835	258
2	23.227	28.016	18.297	27.100	1:36.640	263	555 Andrew EDSER (NSW) (18th)						
3	23.131	28.144	18.310	26.906	1:36.491	262	1	32.321	30.399	19.640	28.693	1:51.053	208
4	23.163	28.330	18.469	26.999	1:36.961	262	2	24.830	29.981	19.645	28.726	1:43.182	258
5	23.224	28.441	18.382	27.408	1:37.455	262	3	24.922	29.804	19.518	28.512	1:42.756	257
6	23.197	28.403	18.414	27.663	1:37.677	263	4	24.630	29.870	19.462	28.257	1:42.219	258
7	23.381	28.936	18.510	27.299	1:38.126	258	5	24.463	29.579	19.366	27.975	1:41.383	258
8	23.480	28.196	18.464	27.173	1:37.313	257	6	24.528	29.273	19.207	27.897	1:40.905	258
9	23.133	28.300	18.470	27.300	1:37.203	262	7	24.512	29.198	19.142	27.814	1:40.666	259
86 Dallas SKEER (SA) (DNF)							8	24.370	29.389	19.233	28.037	1:41.029	258
1	30.808	29.317	18.763	27.694	1:46.582	207	9	24.473	29.140	19.532	28.179	1:41.324	257
2	23.938	28.989	18.724	27.613	1:39.264	260							
3	23.745	29.011	18.903	27.860	1:39.519	260							
4	23.835	28.898	18.912	27.579	1:39.224	256							
5	23.755	28.910	18.752	27.933	1:39.350	260							

*** RACE REDUCED FROM SCHEDULED 10 LAPS TO 9 LAPS DUE TO EXTRA WARM UP LAP REQUIRED ***

The results are provisional until the end of the time limit for protests and appeals.

Chief Time Keeper - Scott Laing

Clerk of Course - Tom Williams




Computime Race Timing Systems Pty Ltd © 1996
Licensed to Computime Race Timing Systems

COMPUTIME RACE TIMING SYSTEMS PTY LTD

www.computime.com.au

E-mail: scott@computime.com.au / Ph: 0418 17 13 17





SUPPORT CLASS RESULTS

AUSTRALIAN SUPERSPORT CHAMPIONSHIP

Race 1

Date: 23/02/19
Event: R01
Weather: Partly cloudy - Temp: 18.2C
Track: Dry - Temp: 22.0C

Started at: 08:56:29
Laps: 9
Starters: 23
Printed at: 9:16

PROVISIONAL FASTEST LAPS SEQUENCE

Lap	Race Pos	No	Name	Machine	Fastest Lap	On Lap
1	1	7	Tom TOPARIS (NSW)	Yamaha YZF-R6	1:41.408	1
2	1	7	Tom TOPARIS (NSW)	Yamaha YZF-R6	1:35.522	2
3	1	7	Tom TOPARIS (NSW)	Yamaha YZF-R6	1:35.406	3

*** RACE REDUCED FROM SCHEDULED 10 LAPS to 9 LAPS DUE TO EXTRA WARM UP LAP REQUIRED ***

The results are provisional until the end of the time limit for protests and appeals.


Chief Time Keeper - Scott Laing



Clerk of Course - Tom Williams



Computime Race Timing Systems Pty Ltd © 1996
Licensed to Computime Race Timing Systems

COMPUTIME RACE TIMING SYSTEMS PTY LTD
www.computime.com.au

E-mail: scott@computime.com.au / Ph: 0418 17 13 17





SUPPORT CLASS RESULTS

AUSTRALIAN SUPERSPORT CHAMPIONSHIP

Race 1

Date: 23/02/19
Event: R01
Weather: Partly cloudy - Temp: 18.2C
Track: Dry - Temp: 22.0C


Started at: 08:56:29
Laps: 9
Starters: 23
Printed at: 9:16

PROVISIONAL LAP SHEET

No	Lap Time	Gap	No	Lap Time	Gap	No	Lap Time	Gap	No	Lap Time	Gap	No	Lap Time	Gap
Lap 1			42	1:37.599	5.494	31	1:41.978	18.006	7	1:36.078		33	1:38.116	15.180
7	1:41.408		33	1:37.975	6.859	88	1:41.553	23.322	68	1:37.600	6.938	32	1:38.207	19.297
68	1:42.439	1.031	54	1:38.188	8.161	555	1:42.756	24.655	27	1:37.784	6.944	86	1:39.443	22.464
50	1:42.941	1.533	86	1:39.264	8.916	69	1:42.246	24.796	50	1:37.546	6.960	61	1:39.491	22.567
27	1:43.437	2.029	39	1:39.251	9.363	21	1:42.120	25.678	85	1:37.455	7.415	39	1:39.465	22.612
85	1:44.166	2.758	32	1:38.962	9.579	55	1:45.637	31.541	17	1:37.130	9.396	82	1:39.264	22.823
17	1:44.776	3.368	61	1:39.471	10.080	26	1:48.199	39.569	42	1:37.335	9.596	31	1:40.141	29.826
42	1:44.825	3.417	82	1:39.464	10.580				46	1:37.170	9.987	96	1:40.237	30.530
46	1:45.112	3.704	31	1:39.846	11.434	Lap 4			54	1:37.246	12.737	88	1:41.271	39.395
33	1:45.814	4.406	96	1:40.392	13.344	7	1:35.884		33	1:38.243	13.684	69	1:41.364	40.579
86	1:46.582	5.174	88	1:41.709	17.175	27	1:36.914	5.238	32	1:38.179	17.710	555	1:40.905	40.580
54	1:46.903	5.495	555	1:43.182	17.305	68	1:36.925	5.416	86	1:39.350	19.641	21	1:41.769	42.674
39	1:47.042	5.634	69	1:42.712	17.956	50	1:36.846	5.492	61	1:39.039	19.696	55	1:45.425	57.938
61	1:47.539	6.131	21	1:43.397	18.964	85	1:36.961	6.038	39	1:39.106	19.767	26	1:48.878	1:15.587
32	1:47.547	6.139	55	1:45.122	21.310	42	1:36.852	8.339	82	1:38.899	20.179			
82	1:48.046	6.638	26	1:47.397	26.776	17	1:37.480	8.344	31	1:40.427	26.305	Lap 7		
31	1:48.518	7.110				46	1:37.446	8.895	96	1:40.472	26.913	7	1:36.821	
96	1:49.882	8.474	Lap 3			33	1:38.082	11.519	88	1:41.544	34.744	27	1:36.510	6.868
555	1:51.053	9.645	7	1:35.406		54	1:37.559	11.569	69	1:41.545	35.835	68	1:36.579	7.107
69	1:52.174	10.766	27	1:36.772	4.208	32	1:38.311	15.609	555	1:41.383	36.295	50	1:37.064	8.619
88	1:52.396	10.988	68	1:37.089	4.375	86	1:39.224	16.369	21	1:41.835	37.525	85	1:38.126	9.777
21	1:52.497	11.089	50	1:37.188	4.530	61	1:39.358	16.735	55	1:44.717	49.133	17	1:37.120	9.901
55	1:53.118	11.710	85	1:36.491	4.961	39	1:39.583	16.739	26	1:48.400	1:03.329	42	1:37.026	10.005
26	1:56.309	14.901	17	1:37.193	6.748	82	1:39.138	17.358				46	1:36.839	10.399
			46	1:37.285	7.333	31	1:39.834	21.956	Lap 6			54	1:37.981	14.753
			42	1:37.283	7.371	96	1:40.407	22.519	7	1:36.620		33	1:38.407	16.766
			33	1:37.868	9.321	88	1:41.840	29.278	27	1:36.855	7.179	32	1:38.298	20.774
			54	1:37.139	9.894	69	1:41.456	30.368	68	1:37.031	7.349	39	1:39.240	25.031
			86	1:39.519	13.029	555	1:42.219	30.990	50	1:38.036	8.376	61	1:39.301	25.047
			39	1:39.083	13.040	21	1:41.974	31.768	85	1:37.677	8.472	82	1:39.475	25.477
			32	1:39.009	13.182	55	1:44.837	40.494	17	1:36.826	9.602	86	1:42.117	27.760
			61	1:38.587	13.261	26	1:47.322	51.007	42	1:36.824	9.800	31	1:39.840	32.845
			82	1:38.930	14.104				46	1:37.014	10.381	96	1:39.902	33.611
			96	1:40.058	17.996	Lap 5			54	1:37.476	13.593	88	1:41.327	43.901

Scott Laing
Chief Time Keeper - Scott Laing

Tom Williams
Clerk of Course - Tom Williams



Computime Race Timing Systems Pty Ltd © 1996
Licensed to Computime Race Timing Systems
COMPUTIME RACE TIMING SYSTEMS PTY LTD
www.computime.com.au



E-mail: scott@computime.com.au / Ph: 0418 17 13 17



SUPPORT CLASS RESULTS

AUSTRALIAN SUPERSPORT CHAMPIONSHIP

Race 1

Date: 23/02/19
Event: R01
Weather: Partly cloudy - Temp: 18.2C
Track: Dry - Temp: 22.0C

Started at: 08:56:29
Laps: 9
Starters: 23
Printed at: 9:16

PROVISIONAL LAP SHEET

No	Lap Time	Gap	No	Lap Time	Gap
555	1:40.666	44.425	68	1:37.118	7.789
69	1:41.558	45.316	17	1:36.641	8.749
21	1:42.037	47.890	85	1:37.203	9.672
55	1:44.703	1:05.820	46	1:36.974	9.692
26	1:48.204	1:26.970	42	1:37.353	9.869
Lap 8			54	1:37.581	15.373
7	1:36.768		33	1:38.154	18.363
27	1:36.514	6.614	32	1:39.062	24.138
68	1:38.185	8.524	39	1:39.316	29.365
50	1:36.859	8.710	61	1:39.230	29.367
17	1:36.828	9.961	82	1:39.566	29.605
85	1:37.313	10.322	96	1:39.835	39.079
42	1:37.132	10.369	31	1:40.408	39.106
46	1:36.940	10.571	88	1:41.235	51.992
54	1:37.660	15.645	555	1:41.324	52.157
33	1:38.064	18.062	69	1:40.459	52.437
32	1:38.923	22.929	21	1:43.791	1:00.466
82	1:39.183	27.892	55	1:46.004	1:21.971
39	1:39.639	27.902			
61	1:39.711	27.990			
31	1:40.474	36.551			
96	1:40.254	37.097			
88	1:41.477	48.610			
555	1:41.029	48.686			
69	1:41.283	49.831			
21	1:43.406	54.528			
55	1:44.768	1:13.820			
Lap 9					
7	1:37.853				
26	1:48.953	1 lap			
27	1:36.734	5.495			
50	1:36.929	7.786			

*** RACE REDUCED FROM SCHEDULED 10 LAPS to 9 LAPS DUE TO EXTRA WARM UP LAP REQUIRED ***

The results are provisional until the end of the time limit for protests and appeals.

Chief Time Keeper - Scott Laing


Clerk of Course - Tom Williams



Computime Race Timing Systems Pty Ltd © 1996
Licensed to Computime Race Timing Systems

COMPUTIME RACE TIMING SYSTEMS PTY LTD
www.computime.com.au

E-mail: scott@computime.com.au / Ph: 0418 17 13 17





SUPPORT CLASS RESULTS

AUSTRALIAN SUPERSPORT CHAMPIONSHIP

Race 1

Date: 23/02/19
Event: R01
Weather: Partly cloudy - Temp: 18.2C
Track: Dry - Temp: 22.0C

Started at: 08:56:29
Laps: 9
Starters: 23
Printed at: 9:16

PROVISIONAL LAP CHART

Grid	1	2	3	4	5	6	7	8	9
7	7	7	7	7	7	7	7	7	7
27	68	68	27	27	68	27	27	27	27
50	50	50	68	68	27	68	68	68	50
68	27	27	50	50	50	50	50	50	68
46	85	85	85	85	85	85	85	17	17
33	17	17	17	42	17	17	17	85	85
54	42	46	46	17	42	42	42	42	46
17	46	42	42	46	46	46	46	46	42
85	33	33	33	33	54	54	54	54	54
32	86	54	54	54	33	33	33	33	33
42	54	86	86	32	32	32	32	32	32
96	39	39	39	86	86	86	39	82	39
82	61	32	32	61	61	61	61	39	61
86	32	61	61	39	39	39	82	61	82
61	82	82	82	82	82	82	86	31	96
39	31	31	96	31	31	31	31	96	31
31	96	96	31	96	96	96	96	88	88
555	555	88	88	88	88	88	88	555	555
88	69	555	555	69	69	69	555	69	69
69	88	69	69	555	555	555	69	21	21
21	21	21	21	21	21	21	21	55	55
55	55	55	55	55	55	55	55	26	
26	26	26	26	26	26	26	26		

*** RACE REDUCED FROM SCHEDULED 10 LAPS to 9 LAPS DUE TO EXTRA WARM UP LAP REQUIRED ***

The results are provisional until the end of the time limit for protests and appeals.

Chief Time Keeper - Scott Laing

Clerk of Course - Tom Williams



Computime Race Timing Systems Pty Ltd © 1996
Licensed to Computime Race Timing Systems

COMPUTIME RACE TIMING SYSTEMS PTY LTD
www.computime.com.au

E-mail: scott@computime.com.au / Ph: 0418 17 13 17





SUPPORT CLASS RESULTS

AUSTRALIAN SUPERSPORT CHAMPIONSHIP

Race 1

Date: 23/02/19
 Event: R01
 Weather: Partly cloudy - Temp: 18.2C
 Track: Dry - Temp: 22.0C


Started at: 08:56:29
 Laps: 9
 Starters: 23
 Printed at: 9:16


PROVISIONAL BEST PARTIAL TIMES

Pos	Split 1		Split 2		Split 3		Split 4		LAP		
	Name	Time	Name	Time	Name	Time	Name	Time	Name	Ideal	Fastest
1	T. TOPARIS	22.895	T. TOPARIS	27.576	T. TOPARIS	18.058	T. TOPARIS	26.657	T. TOPARIS	1:35.186	1:35.406
2	A. HAYES	22.943	C. SPRIGGS	27.925	N. LIMINTON	18.059	J. PASSFIELD	26.770	N. LIMINTON	1:35.962	1:36.335
3	O. BAYLISS	23.019	O. BAYLISS	27.972	O. BAYLISS	18.173	C. SPRIGGS	26.818	O. BAYLISS	1:36.098	1:36.579
4	S. LAMBERT	23.038	N. LIMINTON	27.993	T. LYNCH	18.297	N. LIMINTON	26.856	T. LYNCH	1:36.350	1:36.491
5	N. LIMINTON	23.054	T. LYNCH	28.016	C. SPRIGGS	18.308	T. LYNCH	26.906	A. HAYES	1:36.351	1:36.839
6	J. PASSFIELD	23.120	B. PEARSON	28.026	B. PEARSON	18.316	O. BAYLISS	26.934	C. SPRIGGS	1:36.371	1:36.737
7	T. LYNCH	23.131	A. HAYES	28.115	J. PASSFIELD	18.331	A. HAYES	26.950	J. PASSFIELD	1:36.446	1:36.824
8	B. PEARSON	23.146	J. PASSFIELD	28.225	A. HAYES	18.343	B. PEARSON	27.032	B. PEARSON	1:36.520	1:36.641
9	C. SPRIGGS	23.320	R. BATTYE	28.367	S. LAMBERT	18.383	S. NICHOLSO	27.230	S. LAMBERT	1:37.037	1:37.139
10	R. BATTYE	23.386	S. LAMBERT	28.371	R. BATTYE	18.595	S. LAMBERT	27.245	R. BATTYE	1:37.661	1:37.868
11	D. WHITESIDE	23.407	D. WHITESIDE	28.402	D. WHITESIDE	18.689	D. WHITESIDE	27.262	D. WHITESIDE	1:37.760	1:38.179
12	S. NICHOLSO	23.473	R. BELLING	28.662	C. QUINN	18.704	R. BATTYE	27.313	S. NICHOLSO	1:38.371	1:39.083
13	R. BELLING	23.716	D. SKEER	28.728	D. SKEER	18.724	R. BELLING	27.346	R. BELLING	1:38.493	1:38.587
14	D. SKEER	23.745	C. QUINN	28.763	S. NICHOLSO	18.749	C. QUINN	27.445	C. QUINN	1:38.685	1:38.899
15	C. QUINN	23.773	S. NICHOLSO	28.919	R. BELLING	18.769	J. QUINN	27.525	D. SKEER	1:38.776	1:39.224
16	J. QUINN	23.842	L. MITCHELL	28.954	J. QUINN	18.915	D. SKEER	27.579	J. QUINN	1:39.412	1:39.834
17	L. MITCHELL	23.914	L. SANDERS	29.112	L. MITCHELL	18.929	L. MITCHELL	27.804	L. MITCHELL	1:39.601	1:39.835
18	M. CRANMER	24.273	J. QUINN	29.130	M. CRANMER	18.940	A. EDSER	27.814	M. CRANMER	1:40.450	1:40.459
19	D. LEONARD	24.303	A. EDSER	29.140	A. EDSER	19.142	M. CRANMER	27.958	A. EDSER	1:40.466	1:40.666
20	L. SANDERS	24.354	M. CRANMER	29.279	L. SANDERS	19.150	D. LEONARD	28.056	L. SANDERS	1:40.797	1:41.235
21	A. EDSER	24.370	D. LEONARD	29.529	D. LEONARD	19.242	L. SANDERS	28.181	D. LEONARD	1:41.130	1:41.769
22	O. DAVISON	25.201	O. DAVISON	30.247	O. DAVISON	19.924	O. DAVISON	28.870	O. DAVISON	1:44.242	1:44.703
23	G. NANKERVI	25.878	G. NANKERVI	31.174	G. NANKERVI	20.185	G. NANKERVI	29.654	G. NANKERVI	1:46.891	1:47.322

*** RACE REDUCED FROM SCHEDULED 10 LAPS to 9 LAPS DUE TO EXTRA WARM UP LAP REQUIRED ***

The results are provisional until the end of the time limit for protests and appeals.


 Chief Time Keeper - Scott Laing


 Clerk of Course - Tom Williams



Computime Race Timing Systems Pty Ltd © 1996
 Licensed to Computime Race Timing Systems

COMPUTIME RACE TIMING SYSTEMS PTY LTD
www.computime.com.au

E-mail: scott@computime.com.au / Ph: 0418 17 13 17

